





PRICE LIST


DMC INSULATOR

CONICAL	SIZE	PRICE	RATING AMPS	TOP DIA	STUD	STUD OD	STUD LENGTH	PACKING
	25X25	22	60	23	6	10	11	100
	30X30	22	100	26	6	10	11	100
	40X40	35	200	32	8	12	15	50
	50X50	65	300	39	10	14	18	25
	60X60	110	400	39	12	16	20	25
	50X60	90	600	42	12	16	20	20
	50X70	110	600	38	12	16	20	20
	55X80	165	600	43	12	16	20	10
	55X90	185	600	43	12	16	20	10
	60X100	230	600	43	12	16	20	10


HEXAGONAL	SIZE	PRICE	RATING AMPS	TOP DIA	STUD	STUD OD	STUD LENGTH	PACKING
	25	22	80	21	6	10	8	100
	30	24	100	26	6	10	11	50
	35	30	150	24	6	10	11	50
	40	37	200	30	8	10	15	50
	45	44	250	28	8	10	15	50
	50	68	300	37	10	14	18	25
	60	110	600	38	12	16	20	20
	70	200	600	42	12	16	20	10

SINGLE POLE	SIZE	PRICE	RATING AMPS	TOP WIDTH & LENGTH	BASE WIDTH & LENGTH	BOLT DIA & LENGTH	MOUNTING HOLE (CENTER TO CENTER)	PACKING
	30	17	200	25X25	25X55	6X16	38.5	100
	35	33	500	39X42	40X88	8X19	65	50
	55	120	2000	50X38	50X110	12X38	74	20
	65	140	5000	53X40	53X110	16X45	70	20

SINGLE POLE WITH BOLT	SIZE	PRICE	RATING AMPS	HEIGHT	BASE WIDTH & LENGTH	FITTED BOLT DIA N LENGTH	MOUNTING HOLE (CENTER TO CENTER)	PACKING
	6	20	150	25	25X55	6X32	38.5	100
	8	35	250	50	30X64	8X50	49.5	50

TERMINAL	SIZE	PRICE	RATING AMPS X WAYS	BOLT DIA	BASE WIDTH & LENGTH	MOUNTING HOLE (CENTER TO CENTER)	PACKING
	1 TP	55	150X3	6 & RYB CAPS	23X90	29	50
	1 TPN	60	150X4	6 & RYBB CAPS	23X120	58	50
	2 TP	90	250X3	8 & RYB CAPS	32X130	44	10
	2 TPN	120	250X4	8 & RYBB CAPS	32X175	88	8
	3 TPN	275	400X4	10 & RYBB CAPS	40X260	150	9

PRICE LIST

DMC INSULATOR							
FINGER SUPPORT	SIZE	PRICE	HEIGHT	WIDTH	THICKNESS	HOLE TO HOLE	PACKING
	1X6	52	70	50	10X15	22	50
	1X10	52	70	50	10X15	22	50
	1X12	52	70	50	10X15	22	50
	2X6	54	70	60	10X15	32	50
	2X10	54	70	60	10X15	32	50
	2X12	54	70	60	10X15	32	50
	3X6	54	70	70	10X15	40	50
	3X10	69	70	100	10X15	50	25
	3X12	69	70	100	10X15	50	25
	4X6	69	70	100	10X15	50	25
	4X10	91	70	100	14X18	50	25
4X12	91	70	130	15X20	80	25	
SADDLE	CAT NO.	PRICE	SUITABLE FOR BUSHES	BASE WIDTH & LENGTH	MIDDLE FIXING HOLE DIA	PACKING	
	25X3S	38	25X3	24X76	5	50	
	25X6S	38	25X6	24X76	5	50	
	50X6S	38	50X6	24X82	5	50	
NEUTRAL LINK	SIZE	PRICE	RATINGS	BASE WIDTH & LENGTH	MOUNTING HOLE (CENTER TO CENTER)	PACKING	
	16A	52	16A	15X63	SINGLE HOLE	50	
	32A	66	32A	14X57	10	50	
	63A	132	63A	20X77	13	25	
	100A	275	100A	27X102	20	25	
L SUPPORT	SIZE	PRICE	HEIGHT	BASE WIDTH & LENGTH	THICKNESS	PACKING	
	60	40	60	50X40	10	50	
	85	50	85	50X40	10	50	
	105	55	105	50X40	10	50	
	125	60	125	50X40	10	50	
HT INSULATORS	SIZE	PRICE	HEIGHT	DIA	RIBS	STUD (SIZE X NOS)	PACKING
	2.2 KV	220	52	64	2	10MMX2	20
	3.3 KV	275	75	60	2	12X1, 10X1 (6X2 IN	16
	6.6 KV	300	90	60	3	12X1, 10X1 (6X2 IN	12
	11 KV-LD	575	130	60	5	16X1, 10X1 (6X2 IN	10
	11 KV-HD	675	130	75	5	16X1, 10X1 (8X2 IN	9
	33 KV	3000	300	80	12	16X1, 10X1 (8X2 IN	2